

# What We Learned About Black Missouri Residents

The 2025 Speak Up MO poll surveyed Missourians from all walks of life across the state's big cities and small towns. Out of 1,883 total survey respondents, 207 identified as Black or African American.



## Population snapshot



48% urban, 44% suburban, 8% rural



56% women, 44% men



30% lived with a disability



77% had some college education



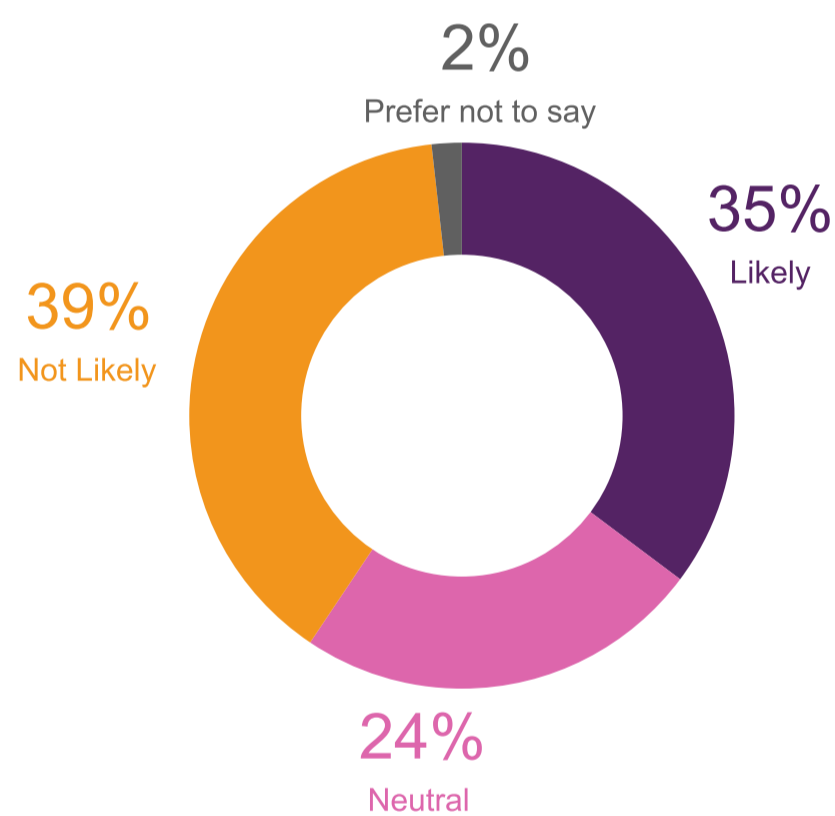
Diverse occupations and incomes



21% were retirement age

## Community Perspectives

How likely would you be to recommend Missouri to a friend or family member as a place to live?



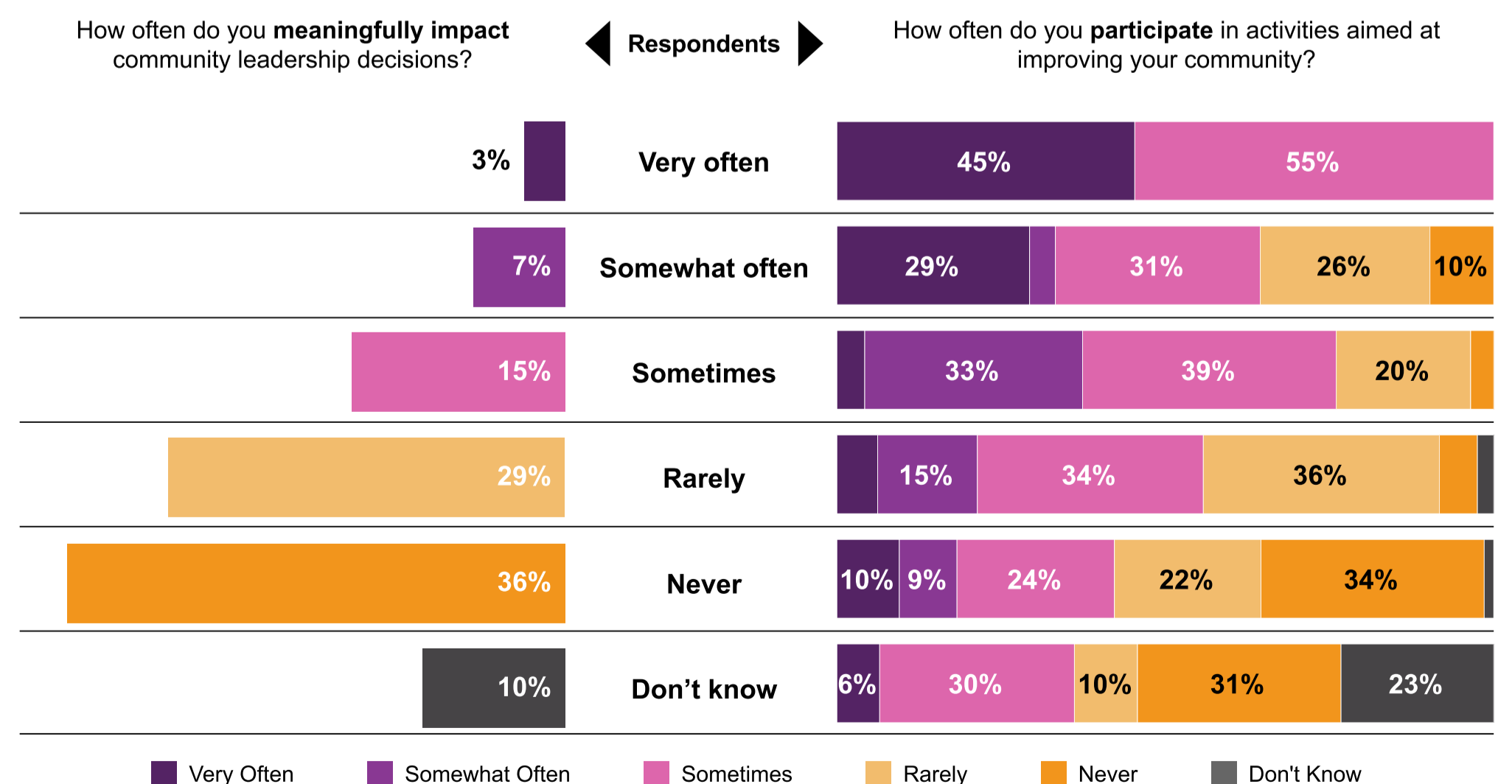
Black respondents were less likely overall to feel they could recommend Missouri as a place to live to friends and family members. Black respondents to Speak Up MO felt they could not recommend Missouri as a place to live at a rate of 39%, 17 percentage points higher than in the general population.

Black respondents to Speak Up MO 2025 listed the rising cost of living, restrictions on reproductive rights, and racial bias and discrimination as the most important issues facing the state. Black respondents report that racial discrimination is an extremely serious problem facing Missouri at a rate of 43%, nearly twice that of the general population.

## Belonging

Black respondents to the Speak Up MO poll reported a lower sense of belonging in their communities, at a rate of 8 percentage points less than their peers in the general population.

Black respondents were at least as likely as other Missourians to say they struggled to meaningfully impact community leadership decisions. Only 3% of Black participants and 2% of the general population reported that they were "very often" able to influence community leadership decisions. But Black respondents who felt they had little influence on community leadership decisions were slightly more likely than those in the general population to report that they "very often" participated in activities aimed at improving their communities.



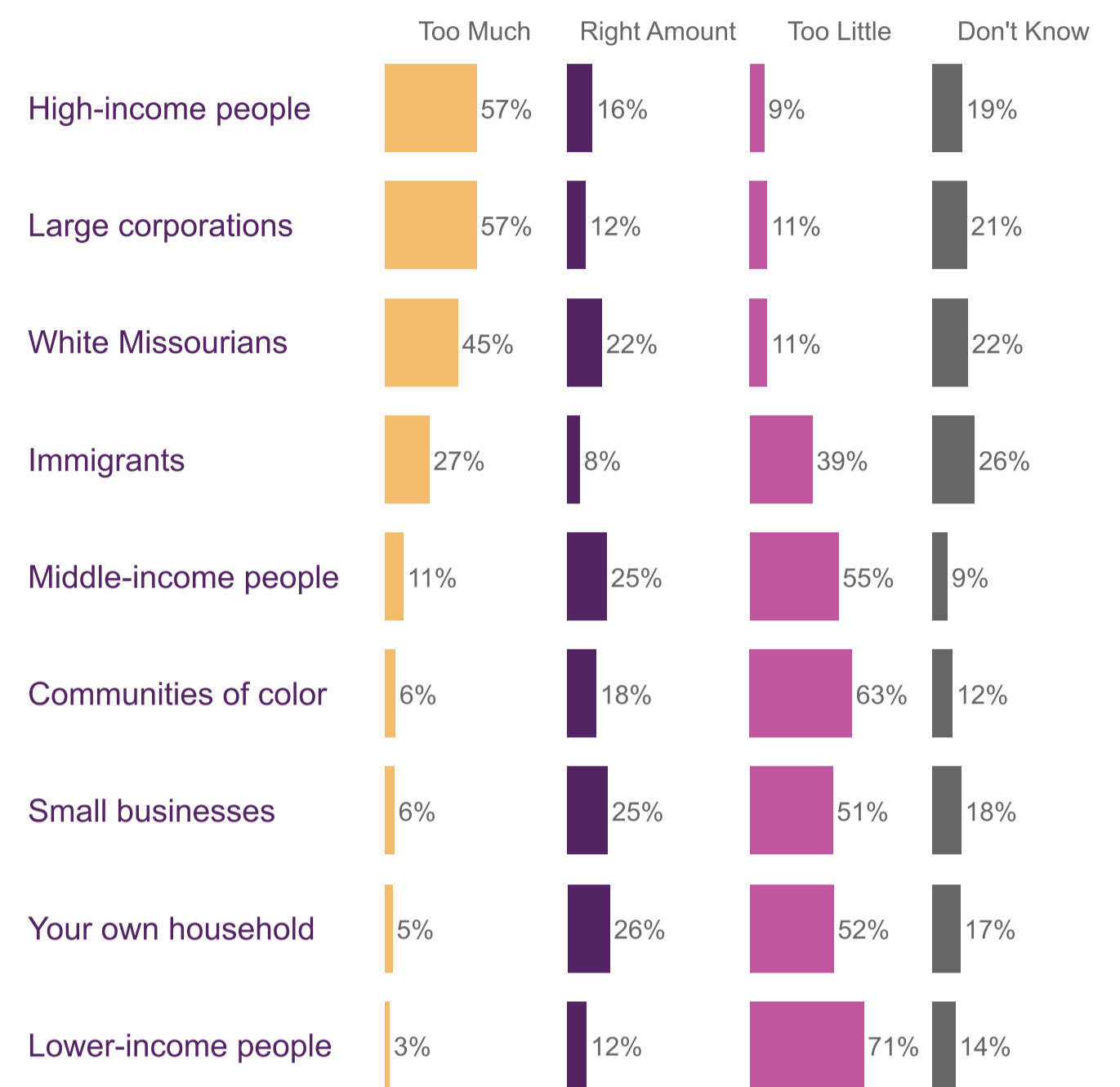
## Economic & Financial Wellbeing

In the past year, 9% of Black respondents have faced eviction or loss of housing because they could not afford their monthly rent or mortgage, compared to 6% in the general population. Black respondents and their families were also a little more likely than those in the general population to have gone at some point in the last year without health insurance, at a rate of 27% compared to 25%.

37% of Black respondents have been unable to afford enough food to meet the nutritional and dietary needs of themselves and their families in the past year, compared to 28% of the general population. Finally, 22% of these respondents have experienced their own or a family member's unemployment in the past year, compared to just 16% of the general population.

At a rate of 63%, Black respondents reported that communities of color are paid too little attention by leaders in Missouri, compared to 42% of the general population.

### Does your local government pay the following groups the right amount of attention?



## Health & Wellbeing



of Black respondents find it **difficult to find or obtain care** for their or their family's **physical health** in their community.



of Black respondents find it **difficult to find or obtain care** for their or their family's **mental health** in their community.

Among Black respondents, 36% find it difficult to find or obtain care in their communities for their family's physical or mental health compared to 32% in the general population. In addition, 50% of Black respondents – compared to 51% of the general population – find it difficult to find or obtain care in their communities for their family's physical or mental health.

Black respondents were also slightly more likely to say that they'd experienced mental health strain than the general population, with 54% reporting this, compared to 52% of the general population.

Black respondents were more likely to report that they believed factors in society and community have an impact on a person's health. Among these respondents, 98% who have suffered mental health strain in the last year stated that they believe social and community factors impact personal health, compared to 95% of their peers in the general population.

Want to learn more? View the data for yourself

VISIT [SPEAKUPMO.ORG](https://speakupmo.org)



Missouri Foundation  
for Health